

# Instructions for Interlocked Children's Edition

---

Thank you for your interest in this series. Before you start reviewing the lessons, please read this document to better understand how to use the lesson notes.

## Format of the Lesson Notes

The lesson notes are divided into three sections.

Section 1: Parent's preparation page

Section 2: Teaching content

Section 3: Answer sheet for the children's worksheet.


## Section 1: Parents' Preparation Page

### 2. Pagan View of Origins

#### Parent's Preparation

**Study and Review** ←

- Interlocked: Lesson 2 — Pagan View of Origins

 **Item Checklist** ←

- 1. (Optional) The **15 timeline pictures** from the Overview lesson displayed on the wall or hung on a string.
- 2. A set of coloured pencils to share.

**For Each Child**

- 3. Bible (preferably NLT).
- 4. Timeline summary chart from the Overview lesson.
- 5. Lesson 2 worksheet.
- 6. Pencil.
- 7. Two sheets of paper.

Interlocked Children's Edition
1<sup>st</sup> Draft

This is to remind you to review the main Interlocked lesson when preparing to teach the children.


This is the preparation checklist of what is needed for the lesson.

Each child should have their own Bible, the lesson worksheet and a pencil. In the series, we use the New Living Translation (NLT) as it is an easy edition for children to understand and follow along.

Any other item requirement is also listed here for ease of preparation. Generally, the item list is kept simple.

## Section 2: Teaching Content

The Overview
2




### Opening prayer


Lead the children in prayer or have one of the children pray for God the Holy Spirit to guide your lesson time.

Instructions

### Object Lesson: Messed Up Novel



1. Take the storybook or novel that you have prepared. Show it to the children.
2. Tell them you will read a little bit of the book aloud to them. Then they will need to tell you what the story is about.
3. Follow this reading sequence.
  - Tell them you will first read aloud a paragraph from the middle of the book. Then read the prepared paragraph.
  - Next, tell them you will read a paragraph from near the beginning of the book. Read it aloud to them.
  - Finally, tell them you will now read from the back of the book. Then read aloud prepared paragraph from that section.
4. Close the book and ask the children to tell you what the story is about based on what you've read. (They might have a tough time, protest or make some intelligent guesses. Encourage them to try.)
5. Press them, asking if they know the whole story. (The response will likely be that they don't because they've only heard bits of it.)
6. Ask them if this is how they read storybooks. (They will likely reply "no".) Ask them how they read a book. (Try to get them to say something along the lines of: "From beginning to end".)
7. Tell them that reading a book from the beginning and then working all the way to the end makes good sense. But that is not how some people read their Bibles. Some people jump all over, reading bits here and there like how you just did. But the problem with this method is:
  - They would never know the entire story of the Bible.
  - They might feel the Bible makes no sense to their lives.
  - They might end up making incorrect guesses about what the Bible is saying about particular topics.



Each lesson starts and ends with prayer.

Text in blue are instructions on object lessons and activities.


On the left of the text are the thumbnails of the PowerPoint slides to be shown on the computer (or tablet or projected on a wall).

The boxed word prompts you when to show that PowerPoint slide.

## Babel



• **After** the great flood when all the evil people were destroyed, only Noah's family was left on earth. Noah's descendants could have chosen to trust God and live well. But instead, they still rejected God! In fact, they decided to gather together to disobey God!



- **God** told them to spread out over the earth and look after all that He created. But they refused to listen. They wanted to stay in one place and build a tower to reach the sky, to reach God.
- If they continued on in this rebellion against God, they and all mankind would end up in the lake of fire forever.
- But because God loves mankind, He stopped their evil plans by confusing the language of the world. Instead of one language, they now spoke thousands of different ones. In this way, they could no longer understand each other, so they could no longer come together as a big group to disobey God.
- But these people would not trust God and they wouldn't tell their children about God. This was bad because this meant people would end up separated from God forever.
- So God decided to do something different.

### Worksheet



**Before** we see what God did, don't you think it's such a shame that even though God gave mankind another chance to trust in Him, they didn't? Instead of accepting Him as their God, what did they do? The answer has two words.



### Answer.



4. **Babel:** After the great Flood, mankind still rejected God. This meant they would suffer eternal death in the lake of fire.

## Abraham



• **God** did something different by calling a man named Abraham. God's plan was to use Abraham and his family for His rescue mission to save the world from eternal death.



- **God** would first teach His history and truth to Abraham and his family. And his family would write down God's truth so that people all over the world would be able to get to know God.
- And then God's plan was for Abraham's family to go and tell everyone in the world about Him.
- Abraham chose to trust God.

The black text is the teaching content. It can simply be read to the children or you can use your own words to explain the content.

Text in purple shows when the children should turn to their worksheets.

The first slide will show the question without the answer filled in. After the children have attempted the question, the next slide reveals the answer so they can check against what they had put down.

The worksheet question (as the children see it on their worksheet) is shown. For ease of use, the answer is also included for you in red.

## 1. Big Trouble in the Garden of Eden



**After** God created the spirit beings, He created the whole world and also mankind. Remember how God called everything very good after He created everything? So everything on earth and in the spirit world must have truly been very good at that point in time.

However, we believe that some time after that, Shining Star rebelled against God.

And after that, Shining Star, now known as Satan, went to see Adam and Eve in the garden of Eden. Satan was not done causing trouble. He wanted to continue trying to go against God in every possible way.



**So** we now come to the next main event in the Bible.

Point to the "Fall" on screen as well as on the timeline pictures on the wall or string. (Each time we refer to the timeline on the slide, it is good to also point them to the one on the wall or string because the slide disappears, but the children can always look back at the wall or string to remember where they are in the biblical timeline).

It is known as "the Fall" because something terrible happened to Adam and Eve that made them fall away from being friends with God and fall away from being the perfect people that God made them to be.

Satan approached them in the garden, disguised as a serpent (snake).



**Let's** open our Bibles and turn to Genesis 3:1–13.

First, open your own Bible to Genesis 3. After that, help the children who may need some help. Ensure each child has their fingers on the correct page and chapter. You can choose to read and have the children follow along in their Bibles, let the children read or you can take turns with the children.

The Bible verses in these next slides are included here for those who for whatever reason need them on-screen. Those not needing them can skip to the next slides after the passage is read.



### **Genesis 3:1–13**

<sup>1</sup> The serpent was the shrewdest of all the wild animals the LORD God had made. One day he asked the woman, "Did God really say you must not eat the fruit from any of the trees in the garden?"

<sup>2</sup> "Of course we may eat fruit from the trees in the garden," the woman replied. <sup>3</sup> "It's only the fruit from the tree in the middle of the garden that we are not allowed to eat. God said, 'You must not eat it or even touch it; if you do, you will die.'"

We want to encourage the children to read directly from the Bible, so you will see that each lesson will have a "main chunk" of Scripture that they will read or follow along directly from their Bibles.

You can identify these when the PowerPoint slides just say: "Read (Bible reference)". You can leave this slide on screen and everyone can use their own Bibles.

However, if for whatever reason, you need the actual passage on the slide, you can advance to the next slide.

The prophet Isaiah recorded the attitude of Shining Star's heart.



**Isaiah 14:12-14**

<sup>12</sup> "How you are fallen from heaven,  
O shining star, son of the morning!  
You have been thrown down to the earth,  
you who destroyed the nations of the world.  
<sup>13</sup> For you said to yourself,  
'I will ascend to heaven and set my throne above God's stars.  
I will preside on the mountain of the gods  
far away in the north.  
<sup>14</sup> I will climb to the highest heavens  
and be like the Most High.'"

Shining Star was proud and greedy and he tricked himself into thinking that he could indeed throw God out and steal God's throne. God called what Shining Star thought and did, sin.



**Sin** is any rebellion against Yahweh, the Creator-God of the universe.

And this is how Shining Star became God's enemy.



**But** what is worse, Shining Star did not keep this prideful greed to himself. He convinced other angels to join him in his rebellion against Yahweh. And many of them did.

Because God is all-righteous and all-just, He cannot ignore Shining Star's sin and rebellion. God had created a perfect world full of everything that is perfect. But Shining Star destroyed that by deciding to be wicked and evil.

Remember how God did not create spirit beings as robots that must always listen to Him? Instead, He created all the spirit beings to be able to make choices. Well, spirit beings can choose to listen to God or to fight against God.



**But** the choices they make always come with consequences (or results). There are good consequences for good choices, and bad consequences for bad choices.

In this case, Shining Star made a very bad and evil choice to fight against God and try to throw God off His own throne. What is the consequence of that?

God, as Creator-Owner of the perfect world will one day punish Shining Star by throwing him into a special fiery prison, where he will be punished forever and ever. This place is called the lake of fire. It is a place that God created specially for rebellious created beings. This is what God Himself said.



**Matthew 25:41**

...the eternal fire prepared for the devil and his demons.

Aside from the "main chunk" of Scripture which the children will read from their Bibles, the lesson will quote from quite a few other places in the Bible.

In this case, we want to avoid a "flip-fest" where kids have to turn to many different passages. Having to hunt through the Bible may end up being more of a distraction than a help, pulling the attention away from the content of the lesson.

So you will see that many lessons will have some passages fully on the slides and can be read on-screen.

These can be identified as being the ones that are not preceded by a slide that says: "Read (Bible reference)".



**Okay,** now we will be filling in three words in these memory verses and then we will be memorising them for the next time. Can you remember the missing words in the verses?



**Answer.**

#### Genesis 2:15–17

<sup>15</sup> The LORD God placed the man in the Garden of Eden to tend and watch over it. <sup>16</sup> But the LORD God warned him, "You may freely eat the fruit of every tree in the garden— <sup>17</sup> except the tree of the knowledge of good and evil. If you eat its fruit, you are sure to die."

Okay, we'll memorise these verses and recite them when we get together again.

And the next time, we will learn about what happened after Adam and Eve sinned.

Aside from the Overview lesson, the last question of the worksheet will always be a memory verse.

The children will memorise it and prepare to recite it at the start of the next lesson.



### Closing Prayer

**Pray** for the Holy Spirit to help the children understand what you've gone through with them and that there will be good conversation about it throughout the week.



### Bible Reading


**Instruct** the children to read through Genesis 3–4 before the next lesson. You may decide to read it with them during the week or have them read it as part of their devotions.

Each lesson ends with a recommended Bible reading in preparation for the next lesson.

You are encouraged to get the children to read or listen to an audio recording of the Bible. The intent is to give the children more exposure to the Bible.

Example of reciting the memory verse at the next lesson.

Interlocked Children's Edition: Lesson 5 2




## Opening Prayer

Lead the children in prayer or have one of the children pray for God the Holy Spirit to guide your lesson time.

### Previously...

Get each child to place their personal timeline summary chart in front of them so they have it visible throughout the lesson.

In the last lesson, we learnt that Satan loves to tell lies and trick people into believing his lies. He hates God and doesn't want people to know God, love God or obey God.



So we played a game called, "Which is True, Which is False?" You had to figure out the truths that the Bible teaches and also pick out the lies that Satan loves to tell, especially about Creation and the Fall.

From that, we learnt how important it is to know God's Word well, so we can't be easily tricked by lies.

What else did we learn that is important to remember?

Allow the children to share what they think. Then guide them to also recall these conclusions:

- Those who don't know their Bible well will always be easily tricked by old lies and new lies that Satan comes up with.
- Some people will accept both the lies and truth and say both are correct. That is wrong. We must never mix lies and truth together and say both are correct.

Memory Verse


Let's also remember what God told us in our memory verse.



Let the children recite in turn. ←

**1 Peter 5:8-9a**  
<sup>8</sup> Stay alert! Watch out for your great enemy, the devil. He prowls around like a roaring lion, looking for someone to devour. <sup>9</sup> Stand firm against him, and be strong in your faith.

Today, we will continue our journey in the Bible so we can learn what is true. Take a look at your timeline chart. Do you know which event we will be studying next?



Yes, it's the Global Flood.

Aside from the Overview lesson and lesson 1, each subsequent lesson will include memory verse recitation near the start of the lesson.



## Section 3: Answer Sheet for the Children's Worksheet

This is an example of the children's worksheet but with all the answers filled in.












Lesson 2
21

### Worksheet: Pagan View of Origins (Answers)

---

Fill in the blanks with the right word(s).

- God created everything out of nothing. He created simply by speaking.
- Six-Day Pattern (Draw in the pictures and write the words.)

First 3 days: the "Spaces"	Second 3 days: Those who will live in the spaces
Day 1  Light  Darkness	Day 4  Sun  Moon, stars
Day 2  Sea  Air	Day 5  Fish  Birds
Day 3  Land	Day 6  Animals  Man

- Difference between the Creator and the creature


#### Biblical Creation: Creator-Creature Difference

1<sup>st</sup> level

Infinite Personal Creator-God

2<sup>nd</sup> level

Creation event



Nature

Man